



# PJESD5V6LC-4~PJESD6V8LC-4

## FEATURES

- Based on the electrostatic discharge immunity test (IEC61000-4-2), the product assures the minimum endurance of 8kV.
- Capacitance is small with 10pF (at  $V_R=0V, f=1MHz$ ) between the terminal. It is excellent in the frequency characteristic.
- With 4 elements mounted (common anode) in the 5-pin mini mold package, that product can cope with high density assembling.
- In compliance with EU RoHS 2002/95/EC directives

## MECHANICAL DATA

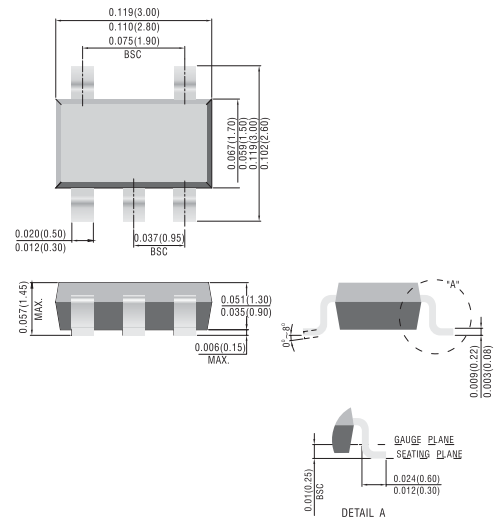
Case : SOT23-5L, Plastic

Terminals : Solderable per MIL-STD-750, Method 2026

Approx. Weight: 0.015 gram

SOT23-5L

Unit: inch ( mm )

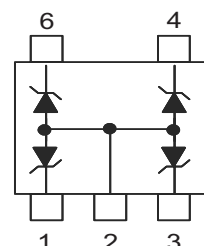


## MAXIMUM RATINGS

Rating	Symbol	Value	Unit
Peak Dissipation	P	200	mW
Surge Reverse Power	$P_{RSM}$	2	W
Operating Junction and Storage Temperature Range	$T_J, T_{STG}$	-55 to 150	°C

## ELECTRICAL CHARACTERISTICS

Part Number	Breakdown Voltage $V_{BR}$ Note 1			Dynamic impedance $Z_z$ ( $\Omega$ )		Reverse Leakage $I_R$ ( $\mu A$ )		Capacitance $C_t$ (pF)		ESD Voltage (kV) Note 3		Marking Code
	MIN.	MAX.	$I_T$	MAX.	$I_T$ (mA)	MAX.	$V_R$ (V)	TYP.	Test Condition	MIN.	Test Condition	
	V	V	mA	MAX.	mA	MAX.	V					
PJESD5V6LC-4	5.32	5.88	1	80	5	0.5	3.3	10	$V_R=0V$ $f=1MHz$	8	$C=150pF$ $R=300\Omega$ Contact discharge	SAT
PJESD6V2LC-4	5.89	6.51	1	50	5	0.5	4.3	8		8		SAU
PJESD6V8LC-4	6.37	7.04	1	30	5	0.5	5.0	7		8		SAV





# PJESD5V6LC-4~PJESD6V8LC-4

## TYPICAL CHARACTERISTICS (T<sub>A</sub>=25°C)

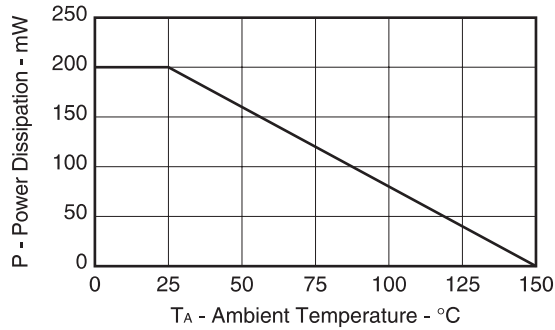


Figure 1. P-TA RATING

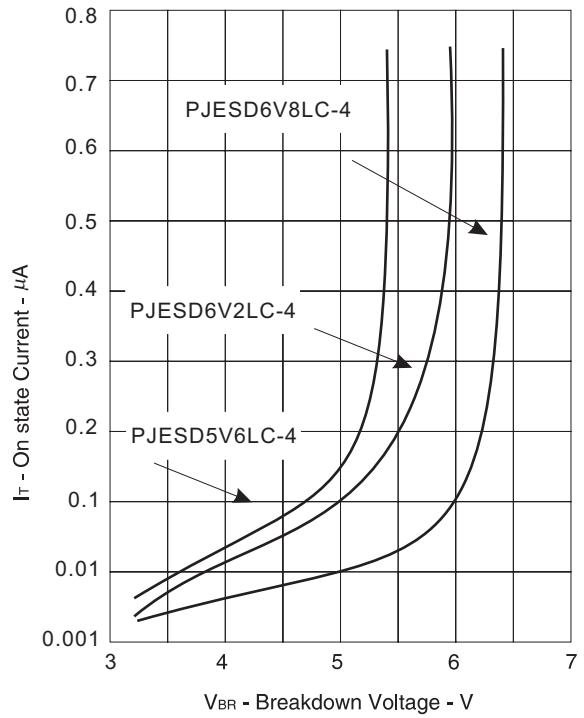


Figure 2. I<sub>T</sub>-V<sub>BR</sub> CHARACTERISTICS

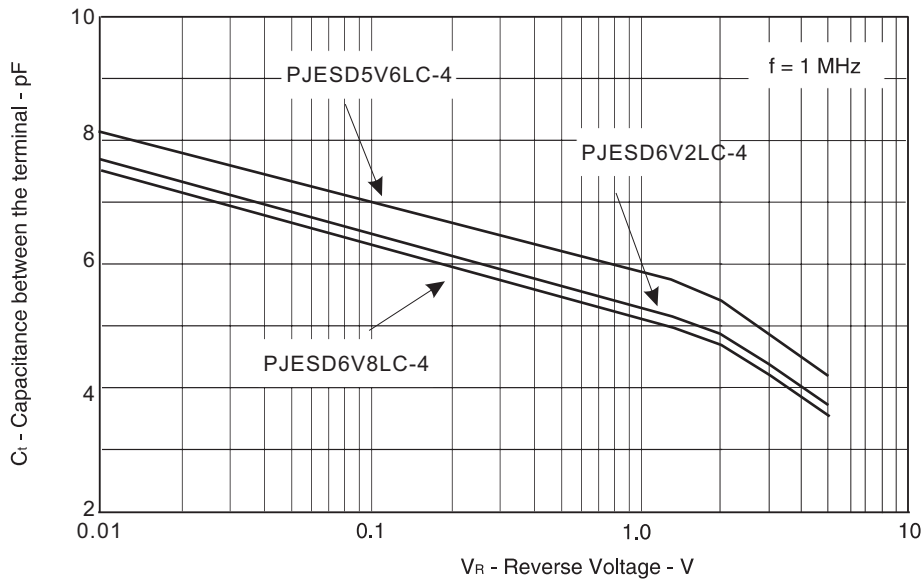


Figure 3. C<sub>T</sub>-V<sub>R</sub> CHARACTERISTICS



PJESD5V6LC-4~PJESD6V8LC-4

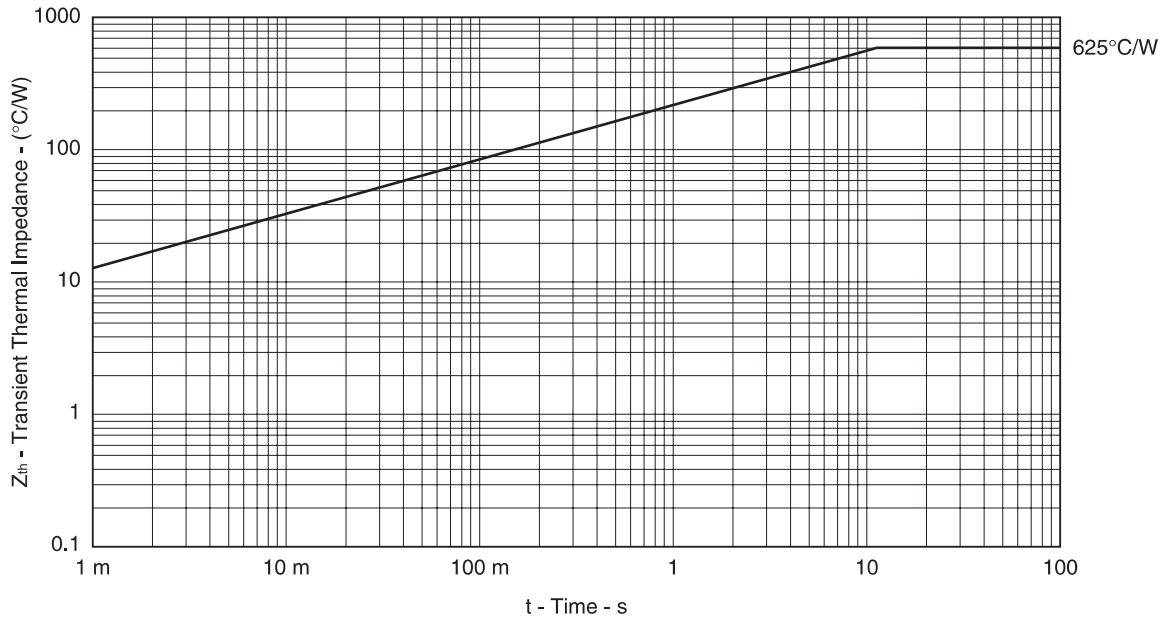


Figure 4. TRANSIENT THERMAL IMPEDANCE

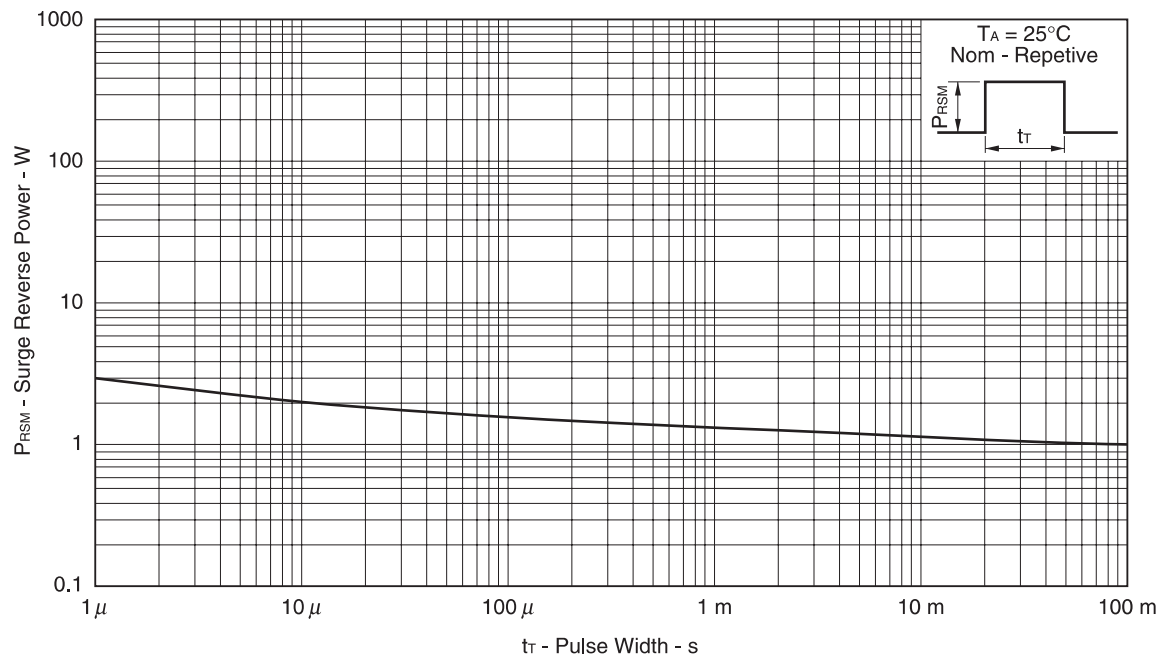
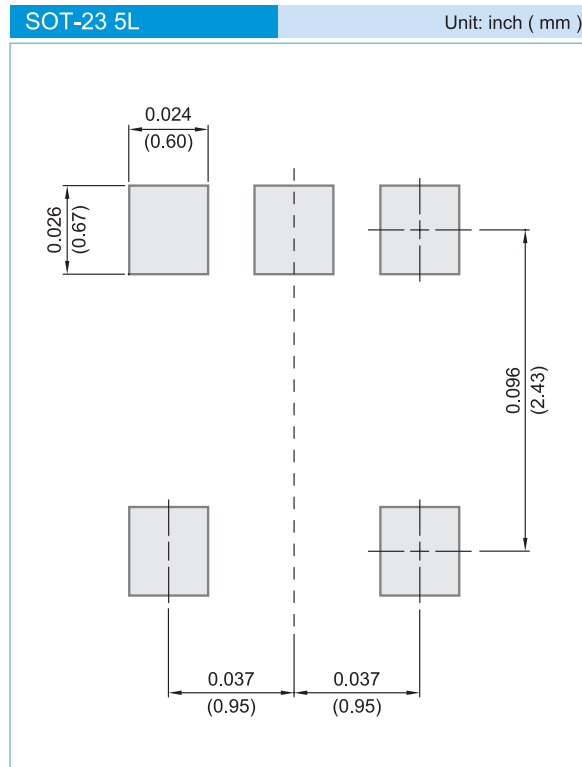


Figure 5. SURGE REVERSE POWER RATING



## PJESD5V6LC-4~PJESD6V8LC-4

### MOUNTING PAD LAYOUT



### ORDER INFORMATION

- Packing information

T/R - 3K per 7" plastic Reel

T/R - 10K per 13" plastic Reel

### LEGAL STATEMENT

#### Copyright PanJit International, Inc 2008

The information presented in this document is believed to be accurate and reliable. The specifications and information herein are subject to change without notice. Pan Jit makes no warranty, representation or guarantee regarding the suitability of its products for any particular purpose. Pan Jit products are not authorized for use in life support devices or systems. Pan Jit does not convey any license under its patent rights or rights of others.